

# **CHADDESLEY CORBETT PARISH COUNCIL NEIGHBOURHOOD PLAN REVIEW**

**December 2019**

**For more information contact:**

Management Information, Analytics and Research Team  
Worcestershire County Council

Email: [research@worcestershire.gov.uk](mailto:research@worcestershire.gov.uk)  
Phone: 01905 846800

## **Background**

A Neighbourhood Plan is a type of planning document. It is part of the Government's approach to planning, which aims to give local people a say about what goes on in their area. This is set out in the 'Localism Act' which came into force in April 2012. Chaddesley Corbett was one of the front runners in preparing a Neighbourhood Plan in 2013 after consulting residents, businesses and employees within the parish.

Chaddesley Corbett Parish Council is now reviewing the Neighbourhood Plan to shape the way in which the community will develop. Without the Neighbourhood Plan, the District Council will make these decisions for the people of Chaddesley Corbett.

Residents were reminded of the purpose of the Neighbourhood Plan and invited to give their views on issues of importance to them.

## **Methodology**

The Worcestershire County Council Management Information, Analytics and Research Team were commissioned to carry out a number of surveys on behalf of the parish council. Survey content was developed in conjunction with the parish council and three survey versions were produced:

- Resident's survey: mailed to all 677 households in the parish for completion by one member of the household and return by pre-paid envelope or for completion online.
- Business survey: made available online with link sent by letter to all businesses within the parish by the Parish Clerk.
- Survey for children and young people: made available online with link promoted through the resident survey.

## **Responses**

The response rate to the resident survey was 26% (after removal of deadwood), 167 responses were received from 677 mailed out to all households in the parish.

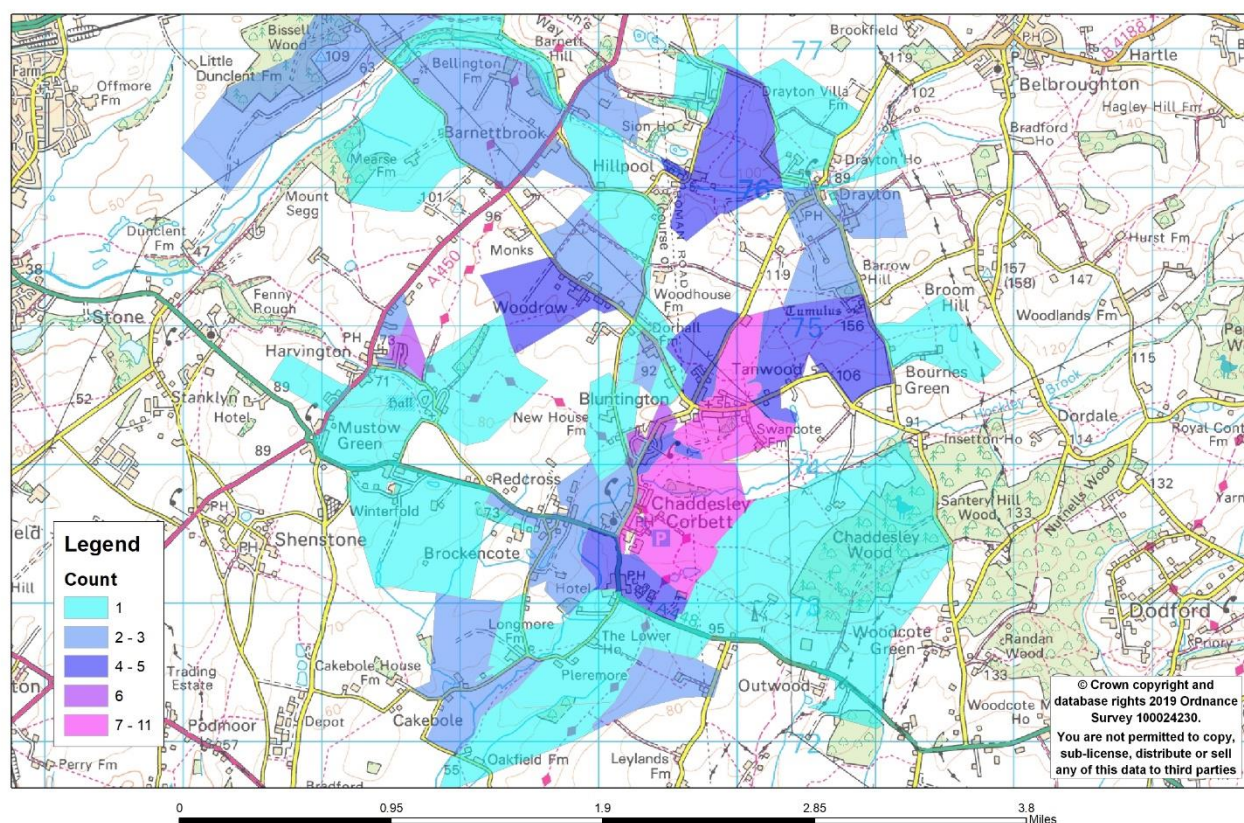
No responses to the business survey were received from businesses operating in the parish.

One response to the young person's survey was received. This data was sent to the Parish Council.

The following report focuses on the results from the resident survey.

## **Respondent information**

The resident survey responses came from across the parish, the postcode locations are indicated on the map below. The postcodes with the most respondents are those in the main village, and up Briar Hill, which have larger numbers of households.



**Chaddesley Corbett Neighbourhood Plan Resident Respondent Postcodes**

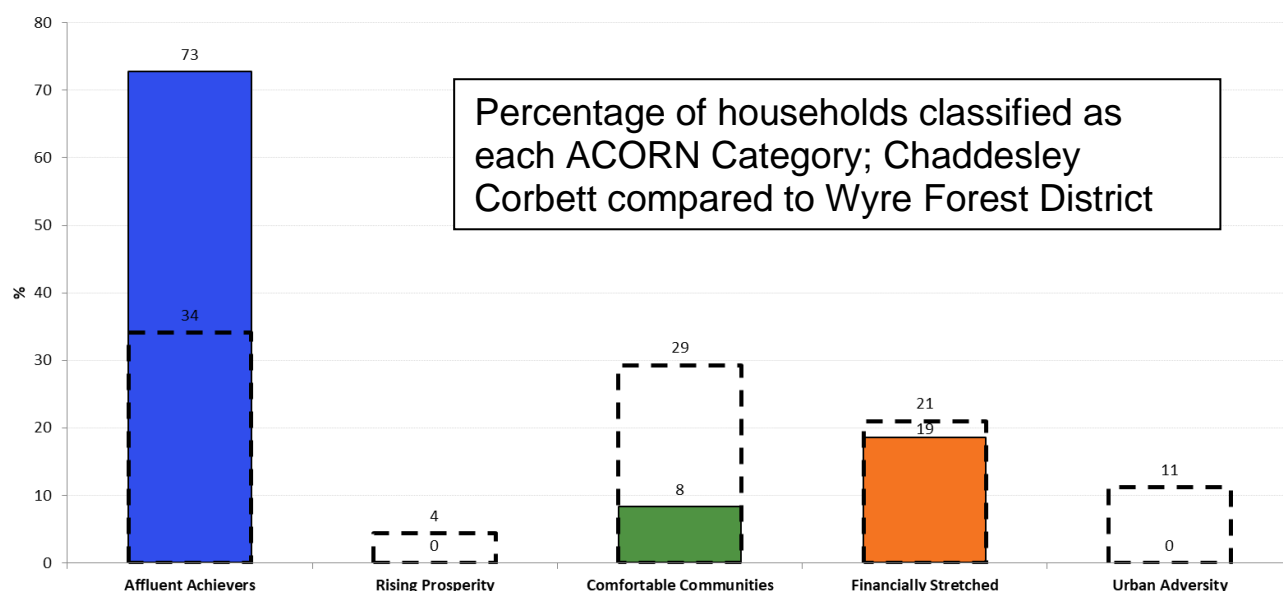
Map produced by the Research Unit, December 2019

The postcode information can also be used to assign a socio-demographic category (ACORN) to each household. The profile of the sample compared to that of the households in the parish as a whole is shown in the table below. Nearly three quarters of respondents are from areas categorised as Affluent Achievers, about one sixth of respondents are categorised as Financially Stretched and less than one tenth as Comfortable Communities. This is representative of the parish.

ACORN category	Number	%	Chaddesley Corbett
<i>Affluent Achievers</i>	108	74	73
<i>Rising Prosperity</i>	0	0	0
<i>Comfortable Communities</i>	13	9	8
<i>Financially Stretched</i>	24	16	19
<i>Urban Adversity</i>	0	0	0
<i>Not Private Households</i>	1	1	<1

Base: 146 responses

Compared to Wyre Forest District (and Worcestershire as a whole), Chaddesley Parish has a much higher percentage of households classified as Affluent Achievers and a lower percentage classified as all other categories. The comparison to Wyre Forest District is shown in the chart over the page.



Dotted lines: Wyre Forest District

Solid coloured bars: Chaddesley Corbett Parish

## ABOUT YOUR HOUSEHOLD

### Household Size and Type

The tables below indicate the types of households who responded the survey.

The highest number of responses was from households with two people aged 60-79 (these made up 36% of the responses).

76% of the responses were from households with two or fewer residents. The survey respondents over-represent those in two person households and under-represent single person households.

The majority of respondents are owner occupiers (85%) and the responses over-represent owner occupiers compared to the population.

### Q2 Please enter the number of people in your household in each age group:

Please include yourself and all people normally resident for the majority of the year at this address

	Number people			
	0	1	2	3
0 – 10 years	89%	6%	5%	1%
11 – 17 years	94%	4%	1%	
18 – 29 years	89%	8%	2%	1%
30 – 39 years	91%	6%	4%	
40 – 59 years	68%	18%	15%	
60 – 79 years	37%	23%	39%	2%
80 years and over	87%	10%	3%	

Base: 160 responses

The following tables give analysis of the household size and type based on the responses to the above question 2.

**Total household size**

Number of residents	Number	%	Census %
1	27	17	30
2	95	59	41
3	20	13	16
4	14	9	9
5	4	3	3
6	0	0	1

Base: 160 responses

**Household type**

	Number	%	Census %
Two adults aged 80+	5	3	38
Two adults aged 60-79	57	36	
Two adults under 60	12	8	
Two adults (one 60-79, one 80+)	8	5	
Two adults (one under 60, one 60+)	9	6	
Family with young child(ren)	18	11	14
Family with secondary age child(ren) only	7	4	
Single adult aged 60+	19	12	29
Single adult (under 60)	8	5	
Multiple adult household	17	11	11

Base: 160 responses

Note: Census percentages of household type are indicative as it was not possible to exactly align the survey information with Census categories.

**Q3 CHILDREN: Please answer the following questions about the children in the family:**

Children are aged 0-17 years and are normally resident for the majority of the year at this address.

How many children attend...	Number of children			
	0	1	2	3 or more
...Chaddesley Corbett Endowed Primary	95%	2%	2%	
...Winterfold House School	98%	1%	1%	
...another primary school	98%	1%	1%	
...another secondary school	94%	5%	1%	

Base: 161 responses

**Q4 OLDER CHILDREN LIVING AT HOME: Please answer the following questions about the people normally living at this address who are the now adult (age 18+) dependents of the main householder(s):**

How many older children...	Number of children			
	0	1	2	3 or more
...live at home?	92%	7%	1%	1%
...are in Further/Higher Education?	96%	4%	1%	
...are in or seeking employment?	93%	7%	1%	

Base: 161 responses

### Q5 ACCOMMODATION: Is your home..?

Response	Number	%	Census %
Owner occupied?	134	85	64
Rented from Housing Association?	10	6	14
Rented from private landlord?	9	6	18
Shared ownership?	2	1	<1
Other	2	1	3

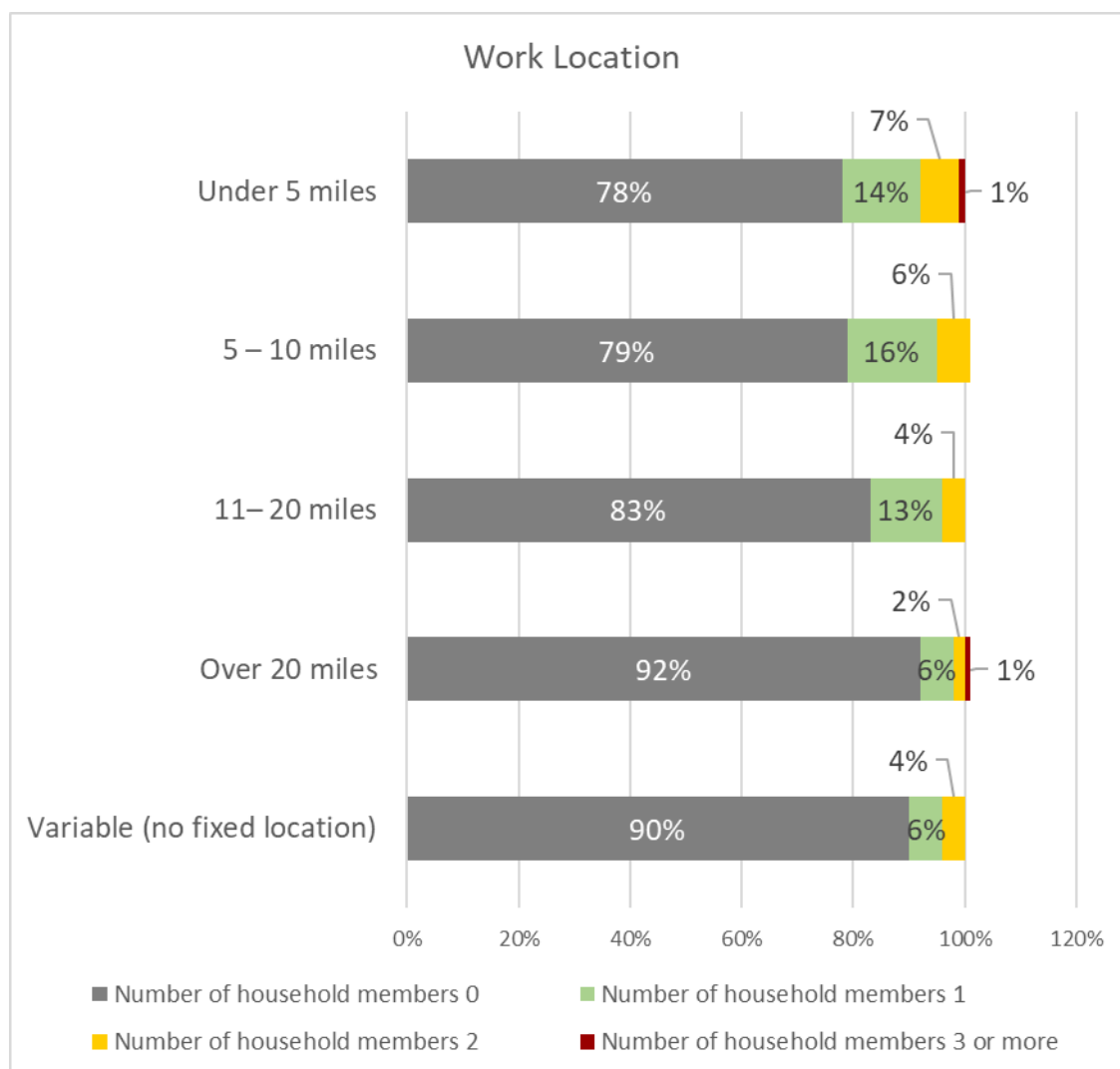
Base: 157 responses

Other responses were 'Church House' and 'Left in Trust'.

### Q6 WORK LOCATION: Please indicate how far your workplace is from your home (show all members of your household, and include volunteering as well as paid work)

	Number of household members			
	0	1	2	3 or more
Under 5 miles	126	23	11	1
5 – 10 miles	127	25	9	
11– 20 miles	133	21	7	
Over 20 miles	148	9	3	1
Variable (no fixed location)	145	10	6	

Base: 161 responses

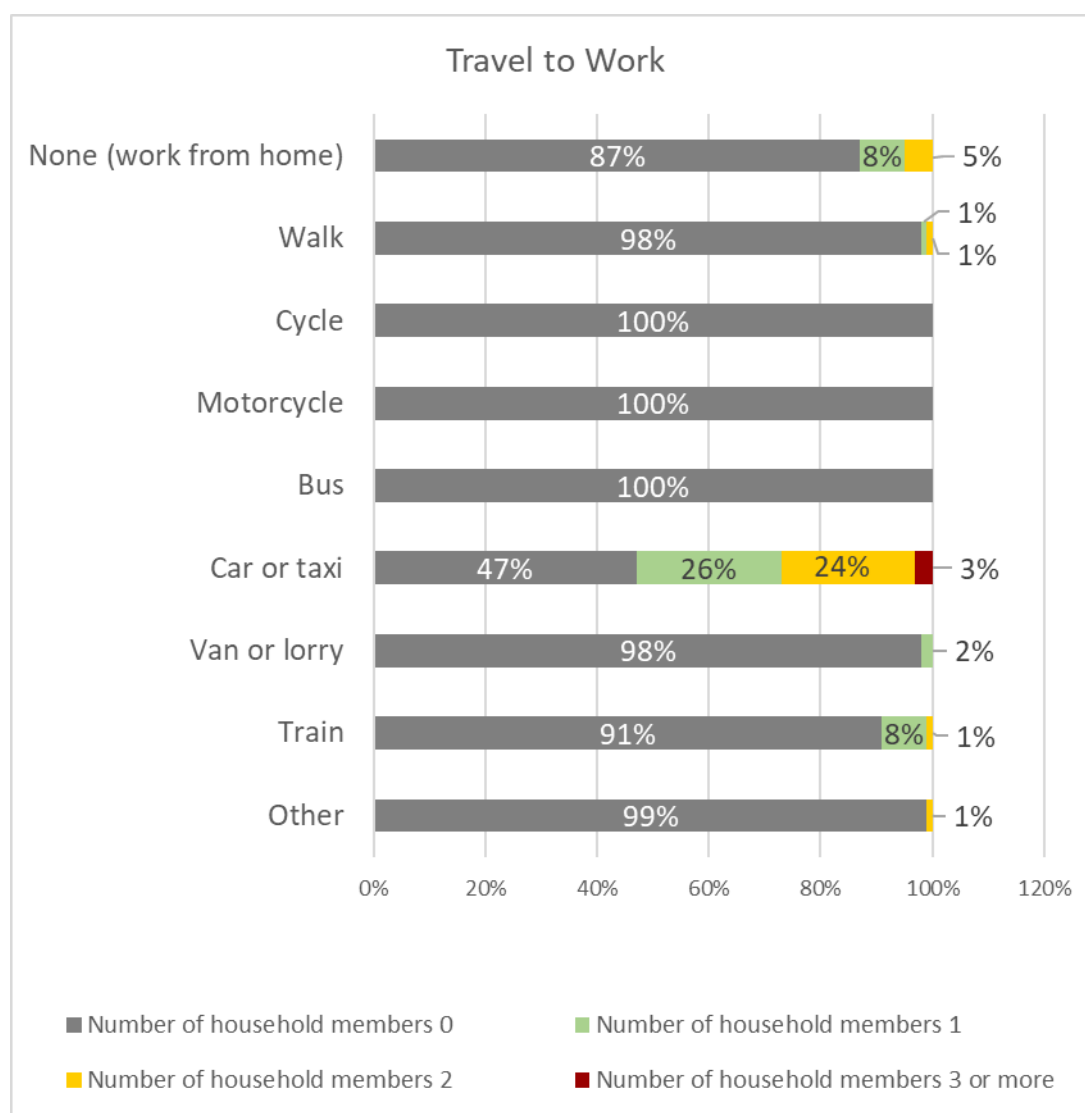


Base: 161 responses

**Q7 TRAVEL TO WORK:** Please indicate how members of your household usually travel to work (include volunteering as well as paid work) select more than one type per person if necessary.

	Number of household members			
	0	1	2	3 or more
None (work from home)	140	13	8	
Walk	158	2	1	
Cycle	161			
Motorcycle	161			
Bus	161			
Car or taxi	76	42	39	4
Van or lorry	158	3		
Train	147	13	1	
Other	160		1	

Base: 161 responses



Base: 161 responses

Other responses were 'car' and 'N/A – Retired'. Where relevant responses were re-coded into the 'Car or taxi' category above during data cleansing. 63 respondents did not answer this question, where other questions on the page were answered, it was assumed that these residents do not travel to work (39% of all respondents).

## OUR PARISH

### **Q8 What do you like most about living in the Parish?**

The themes identified by residents are shown in the table below, 156 households made a comment and many identified several positive aspects of life in the parish (417 positive comments in total). The main positives are the rural location, the community spirit, facilities in the area, and the peace and quiet. Facilities frequently mentioned in a positive light are the Doctor's surgery, pub, church and shops.

These themes are consistent with those identified in 2013.

See Annex A for full text of the comments received

<b>Theme</b>	<b>Number responses</b>
Rural location / countryside	72
Community Spirit / good neighbours	44
Facilities / amenities	44
Peace & quiet	42
Friendly or helpful people	31
Village Setting / atmosphere / life / character	23
Picturesque / scenery / views	22
Footpaths / walking / cycling / countryside access	18
Social activities / social life	16
Access to towns / motorways / trains / other areas	15
Small population	10
Open / green space	8
History	6
Well maintained / organised	6
Family connection	5
Green belt	4
No street lights	4
Safe / low crime / No anti-social behaviour	4
Wildlife / nature & conservation	4
Woods	4
Architecture / buildings	3
Clean / no pollution	3
Community open space (allotments / orchard)	3
Communications	3
Facilities within walking distance	3
Quality of life / lovely place to live	3
slower pace of life	3
Park / play area	2
People of similar age / good for older people	2
Privacy	2
Residents concerned over future changes / pro-active	2
Restricted new building	2
Good housing	1
Pets	1



Refuse collection System works well	1
Sense of belonging	1

### Q9 Is there anything that you dislike about living in the Parish?

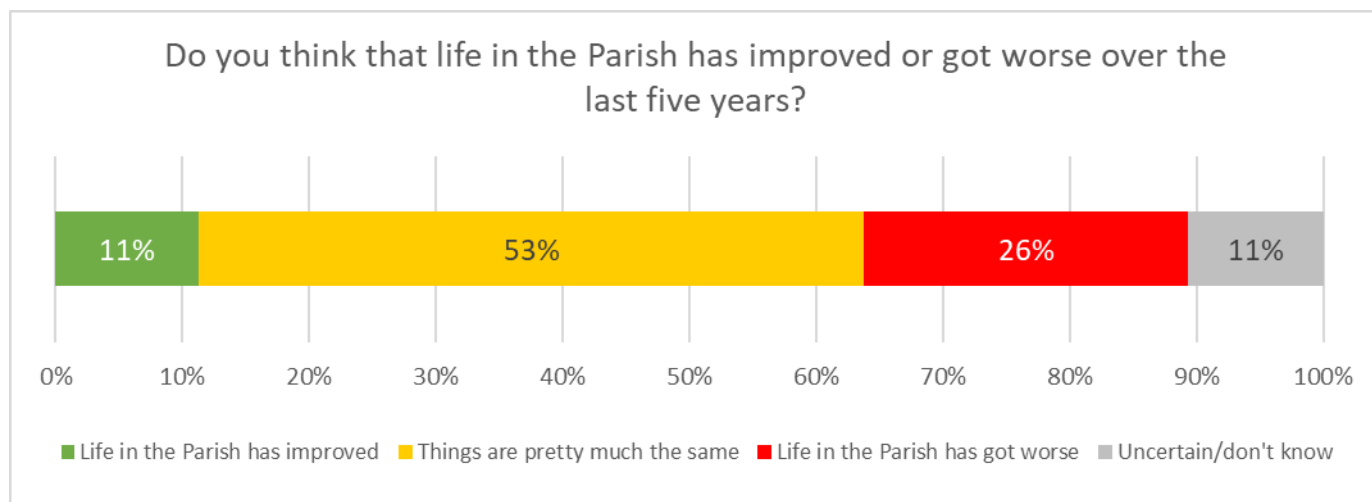
The main themes identified by residents are shown in the table below; most of these centre around traffic, speeding, parking or road maintenance issues. 119 residents commented in this section (excluding those who commented 'no' / 'none' / 'nothing' / 'N/A' etc) and some identified more than one negative aspect (194 comments in all, far less than the 417 positive comments)

Theme	Number responses
Speeding cars / tractors; no traffic calming	42
Congestion / too many cars / driving on verges / rat run	35
Car parking / parking on pavement	23
Poor road maintenance / potholes / mud / grit	9
Not enough public transport	7
Slow broadband	7
Cyclists many abreast, aggressive, shouting, swearing	5
Dog fouling / litter / fly tipping	5
Poor mobile phone coverage	5
Lack affordable housing / cost of housing	4
Lack of facilities / shops / takeaways; overstretched facilities	4
No footpath / pavement to new school / on Woodrow; few cycle paths	4
Restrictive planning	4
The Talbot	4
Unsightly properties	4
Closure of businesses	3
Harvington not considered, needs a shop	3
Lack of mains sewerage / gas	3
New houses / influx from outside	3
Other residents	3
Parish council services deteriorated; footpaths overgrown	3
Becoming more urban	2
Post Office moved away from village centre	2
Residents not participating in community	2
Businesses oversized for rural location	1
Council trying to ruin village	1
Distance to work	1
Lack of street lights	1
Lights outside houses	1
People disrespecting the countryside	1
Play area should move to the Green	1
Too many speed limits	1

See Annex A for full text of the comments received

### Q10 Do you think that life in the Parish has improved or got worse over the last five years?

Most respondents think that things are pretty much the same. More than twice the number of residents who think life in the parish has improved think that life has got worse.



Respondents were invited to provide reasons for their answer. The themes identified by residents are shown in the tables below, in separate tables according to their response to the question 'Do you think that life in the Parish has improved or got worse over the last five years?'. See Annex B for full text of the comments received.

18 respondents thought life in the parish had improved in the last five years, 12 of these gave reasons for their answers. The most common theme was an improvement of facilities or social activities; in particular the play area for children received 3 comments. Whilst one respondent cited an improvement in traffic as a reason why life in the parish had improved, the same respondent and one other also commented negatively regarding congestion. Additionally, a negative comment was received regarding the loss of a local shop.

#### Reasons why life in the Parish has improved:

Theme	Number responses
Improvement in facilities / social activities	4
People / individuals	2
Popularity of village and businesses for visitors and attracting residents	2
Village and Parish Council are resilient and proactive regarding change	2
Improvement in traffic	1
Reduced crime	1

84 respondents selected 'things are pretty much the same', 16 of these gave reasons for this answer. A common theme was parking / traffic, with 3 respondents stating that these issues had not changed and one stating that life in the parish was pretty much the same apart from the parking problems.

#### Reasons why things are pretty much the same:

Theme	Number responses
No need to change / Things have changed but no overall improvement /detriment	5
Parking / traffic	4

Shop/Post Office moving out of village centre	2
The Talbot remaining closed	2
Community	2
Brexit	1

41 respondents think 'Life in the Parish has got worse' in the last five years, and 40 of these chose to comment on the reasons for this. See Annex B for full text of the comments received.

**Reasons why life in the Parish has got worse:**

Theme	Number responses
Traffic / Congestion / Too many cars	17
Loss of PO / village shop in village centre	11
Lack of community support for events / activities	7
Closure of The Talbot	5
Parking	4
Road / footpath maintenance	4
Speeding	4
Urbanisation	4
School moved	3
New housing; and not bought by locals	2
Orchards / allotments / private gardens not maintained	2
Reduced number of shops / businesses	2
Water pipes work ongoing	2
Fewer activities for children	1

17 respondents selected 'Uncertain/don't know' to the question 'Do you think that life in the Parish has improved or got worse over the last five years?'. Of the 9 who gave reasons for this answer, 8 went on to comment that they had lived in the parish less than five years. See Annex B for full text of the comments received.

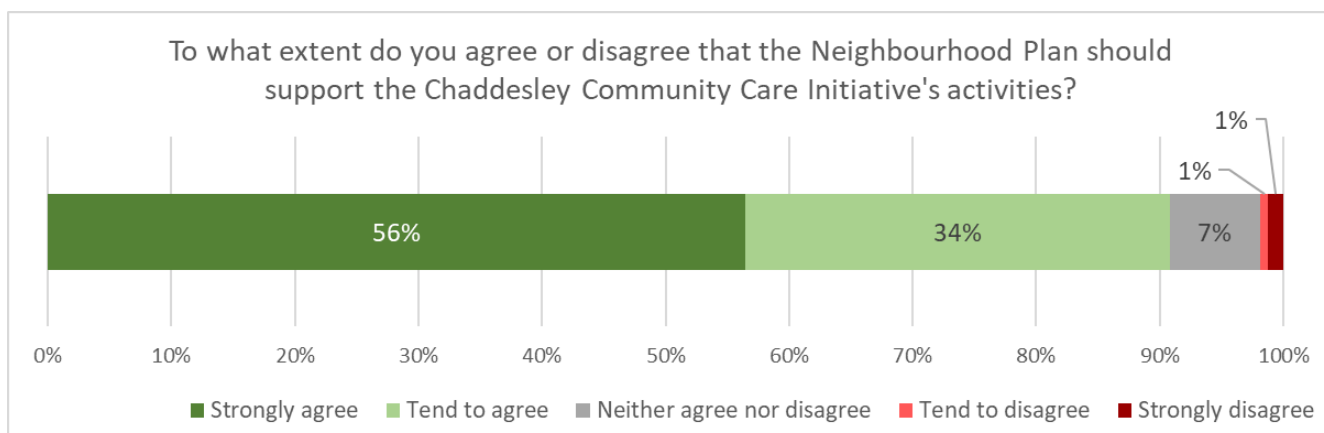
**Q11 Chaddesley Community Care Initiative**

Residents were provided with the following information, and then asked about whether they thought the Neighbourhood Plan should support the initiative:

*Chaddesley Community Care initiative is seeking charitable status in order to broaden the range of its activities, helping to address health and wellbeing needs for all in the community, limit loneliness and help those living with dementia to live well.*

**To what extent do you agree or disagree that the Neighbourhood Plan should support the Initiative's activities?**

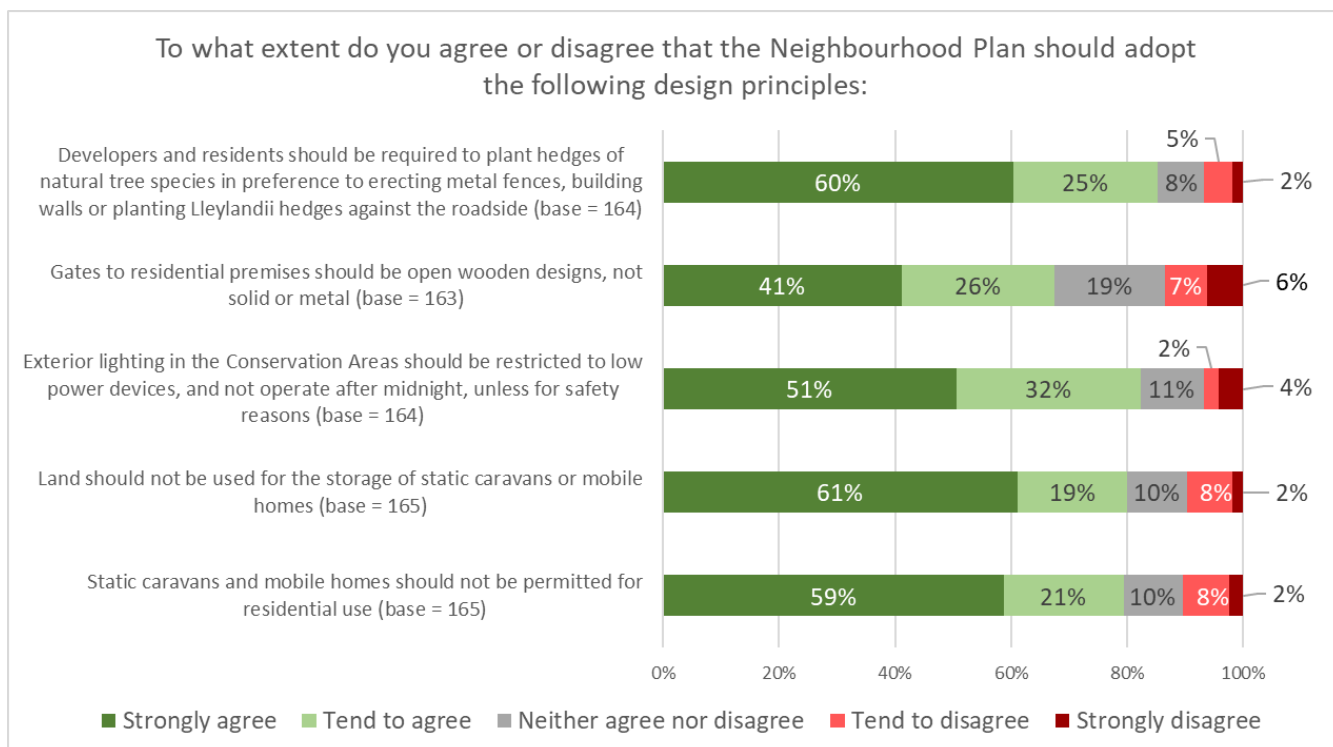
Over 90% of respondents agreed that the Neighbourhood Plan should support the initiative.



## HISTORY, ARCHITECTURE AND CONSERVATION

### **Q12 To what extent do you agree or disagree that the Neighbourhood Plan should adopt the following design principles?**

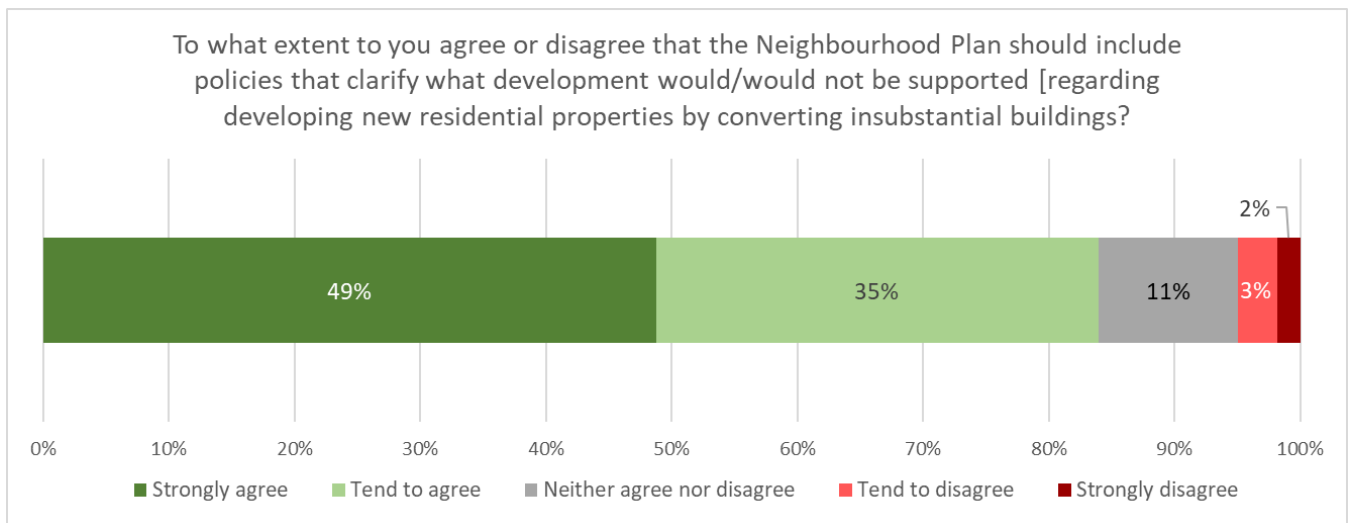
Residents were asked for their views on design principles and the majority agreed with the proposals. The greatest agreement was for adopting the requirement for hedges of natural tree species to form a boundary against the roadside.



**Q13** In recent years there have been a number of contentious applications seeking to develop new residential properties by converting insubstantial buildings.

**To what extent do you agree or disagree that the Neighbourhood Plan should include policies that clarify what development would/would not be supported?**

Most respondents (84%) agree that the plan should include policies clarifying what development of insubstantial buildings would be supported.

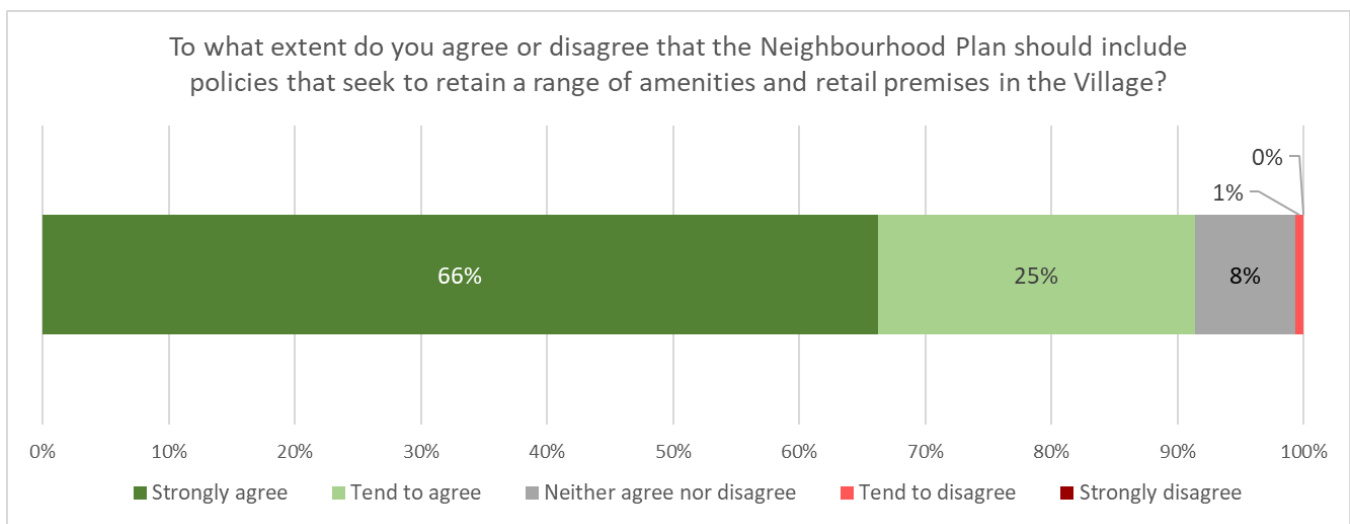


Base: 162 responses

## BUSINESS, AGRICULTURE AND COMMERCE

**Q14 To what extent do you agree or disagree that the Neighbourhood Plan should include policies that seek to retain a range of amenities and retail premises in the village?**

A large majority (91%) of respondents agree that the neighbourhood plan should include policies to retain the wide range of businesses operating within the parish.

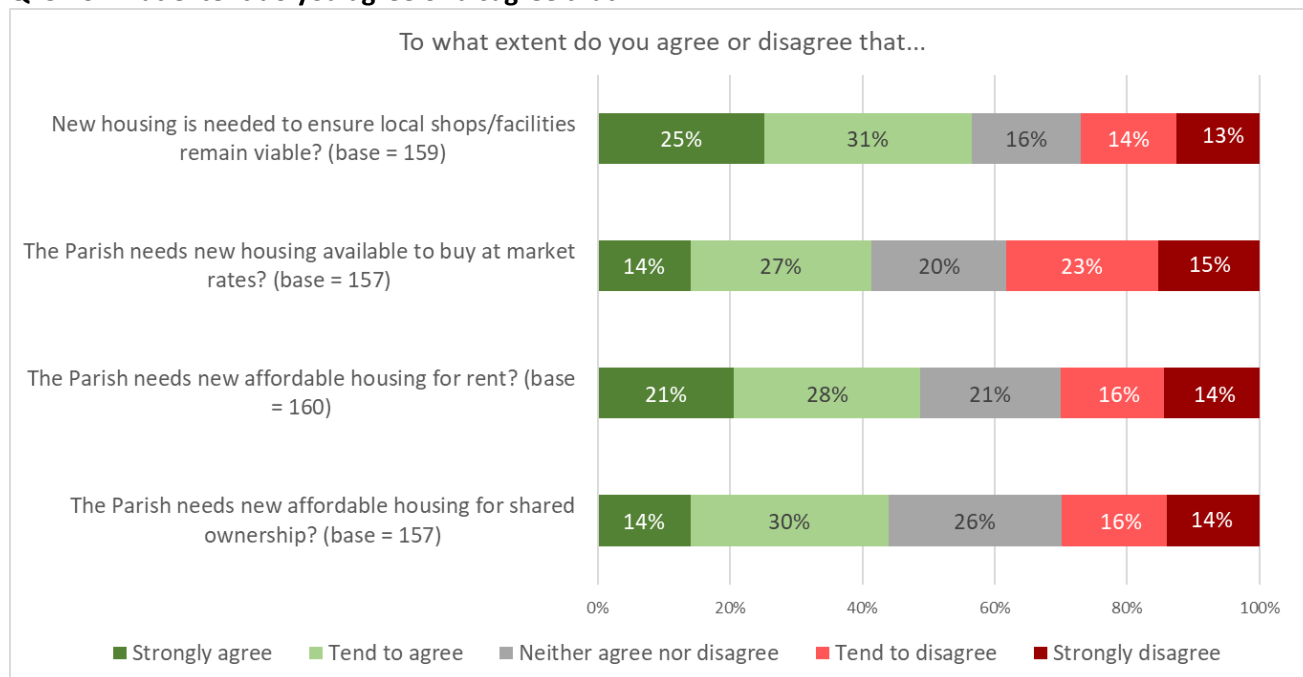


Base: 163 responses

## HOUSING AND ENVIRONMENT

Four questions were asked around provision of housing needs. The question which met with the biggest agreement was that new housing is needed to ensure local shops/facilities remain viable; 57% strongly agree or tend to agree. For each question more respondents agreed than disagreed.

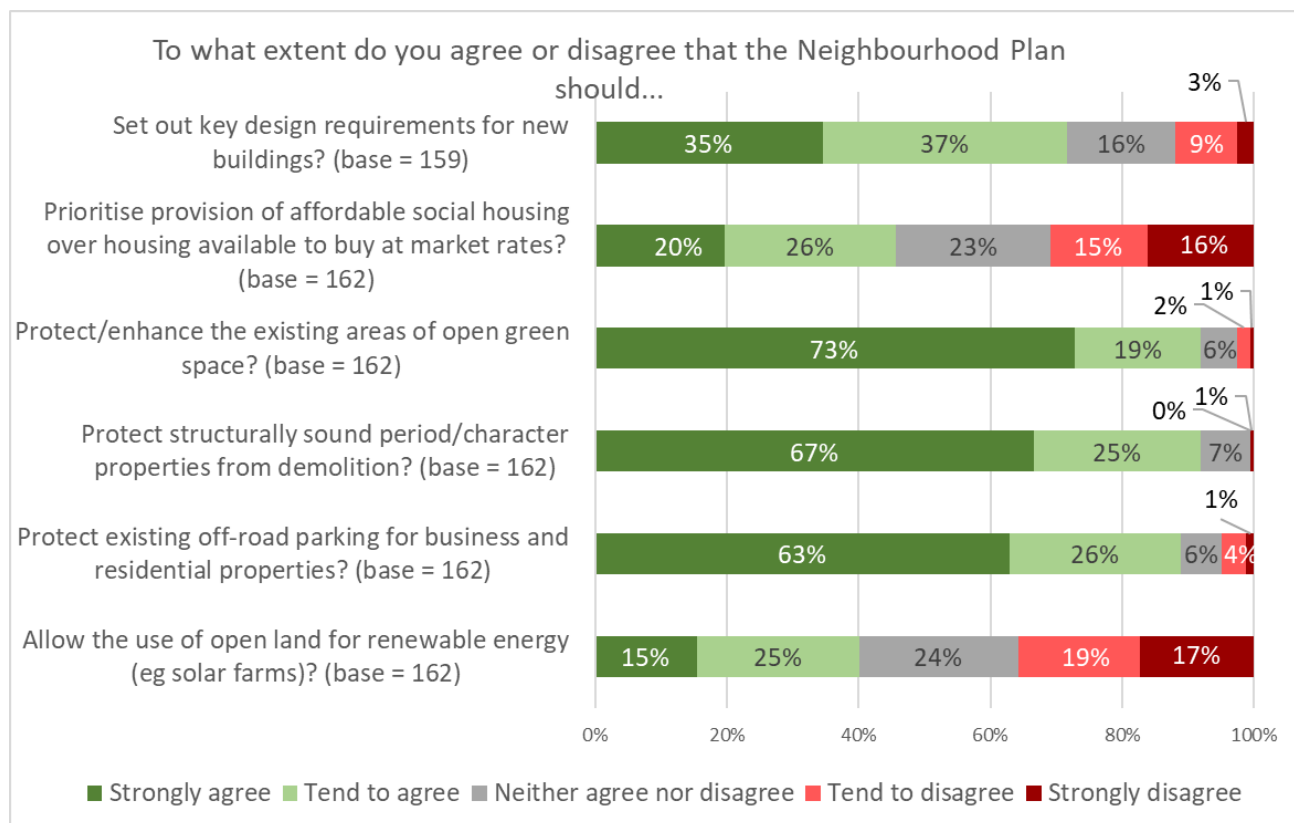
#### Q15 To what extent do you agree or disagree that...



Six questions were asked about protecting existing areas, properties and parking; prioritisation of housing types available; setting design requirements; and renewable energy.

The majority of respondents agreed with four of the six proposals. 92% agreed that the Neighbourhood Plan should Protect/enhance the existing areas of open green space and that it should protect sound period/character properties from demolition. The two proposals with lower agreement percentages were that the Neighbourhood plan should allow the use of open land for renewable energy (e.g. solar farms) and that the plan should prioritise provision of affordable social housing over housing available to buy at market rates. 40% and 46% of respondents agreed with these proposals respectively. For each proposal more respondents agreed than disagreed.

**Q16 To what extent do you agree or disagree that the Neighbourhood Plan should...**

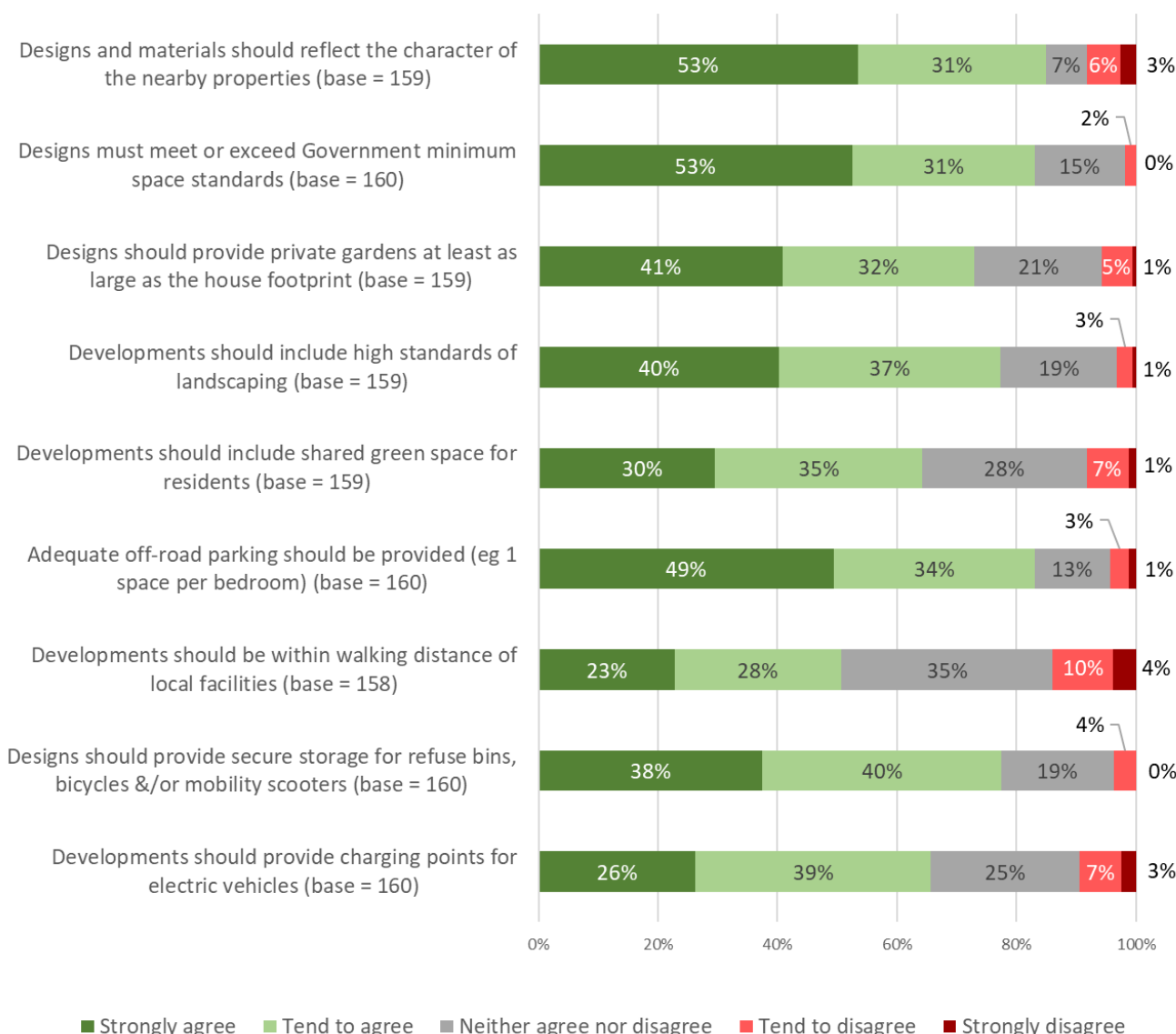


A further 9 questions were asked about specific design requirements for new developments. For each proposed requirement most residents agreed. The proposed requirement with the least agreement was 'Developments should be within walking distance of local facilities', with which 51% respondents agreed. The proposed requirement with the most agreement was 'Designs and materials should reflect the character of the nearby properties', with which 85% respondents agreed.

**Q17 To what extent do you agree or disagree that the Neighbourhood Plan should set the following design requirements for any new developments:**



## To what extent do you agree or disagree that the Neighbourhood Plan should set the following design requirements for any new development:



## HIGHWAYS, TRANSPORT AND PARKING

The main village of Chaddesley Corbett provides limited on-street parking; the main village street is narrow and parking restrictions have been implemented to allow cars to pass.

### **Q18 Have recent parking restrictions and passing places helped reduce the congestion problem in the Village?**

A very slight majority of residents do think that the congestion problem has been helped by recent measures.

Response	Number	%
Yes	75	51
No	73	49

Base: 148 responses

Space was provided for those answering 'No' to provide additional information. This area was also used by numerous residents to explain that their 'Yes' response suggesting further work may still be required.

#### Comments made by those answering 'Yes' recent changes have helped reduce congestion

Theme	Number responses
Helped slightly but not enough	5
Works if used correctly	3
Don't travel at rush hour / depends on time of day	2
Lower speed limit needed / Cars too fast to park safely on road	2
Parking / off-road parking needed	2
Bigger passing places needed	1
Clearer 'give way' signs needed	1
Congestion is inevitable	1
Dropped kerbs needed	1
Improvements at Mustow Green Island needed	1

#### Comments made by those answering 'No' recent changes have not helped reduce congestion

Theme	Number responses
Congestion still a problem / restrictions made worse / too much traffic	22
Car park / parking needed	18
Parking restrictions are ignored / Passing places not used / Inconsiderate driving	11
Parking should be on one side of the road only	10
Speeding an issue	7
Congestion depends on time of day / events	6
Visibility is limited	3
Don't know / unaware of restrictions	2
New residents parking outside property causes issues	2
Now school has moved congestion better / need for restrictions gone	2
Fewer businesses would relieve congestion problem	1

Those that commented but did not answer 'Yes' or 'No' to the initial question, commented that they did not know, yes and no, congestion varied or that speed was the issue not congestion.

See Annex C for full text of the comments received.

## HOPES AND FEARS

In the final section of the survey, residents were asked about their hopes and fears for the future of life in the parish. Six headings were provided for respondents to help organise their thoughts: transport and traffic; employment and business; environment and sustainability; housing; social and community wellbeing; and Other.

During analysis, responses have been re-categorised under different headings, where relevant. The following tables identify the main themes. See Annex D for full text of the comments received.

**HOPES regarding Transport and Traffic (114 respondents commented)**

Theme	Number responses
Reduced traffic speed / reduce speed limit / speed cameras / traffic calming / speed enforcement	50
Car park / off-road parking / more parking / time restricted parking	32
Increase/maintain public transport; Stop at Rowberrys	32
Reduce congestion / more parking restrictions / restrictions enforced / stop being rat run / village bypass / active traffic management / widen village street	32
Mustow Green Island Improvements	9
Road maintenance / repair potholes / clean mud	5
More electric cars / charging points	4
Increase driver courtesy / careful driving	3
No Heavy traffic / lorries	3
Safe path to school	3
Cyclists banned / asked to be quiet	2
Autonomous vehicles	1
More cycle paths	1
Train station	1

**HOPES regarding Employment and Business (87 respondents commented)**

Theme	Number responses
Existing businesses remain and are supported	44
Increase in retail/leisure/employment. New businesses encouraged, existing expand	24
Talbot reopens	10
Smaller / rural / independent businesses encouraged	9
Improved broadband speed	5
Post office / general shop brought back to village; Footpath to Rowberrys	5
Mobile coverage improves	2
No increase in business / kept to minimum	2
More diversity of shops	1
New businesses do not impact traffic / parking	1

**HOPES regarding Environment and Sustainability (74 respondents commented)**

Theme	Number responses
Protect/retain green spaces / village character / rural feel / status quo	29
Tree planting / improve habitats / wildlife diversity / conservation	11
Reduce littering / reduce fly-tipping / free garden waste bins	6
Improve footpaths / signage	5
Planning decisions consider environment / sustainable new developments	5
Sustainable energy generation (solar/wind)	5
Gardens maintained / cut down tree in Holloway	4
No building on green belt	4
Reduce plastic use / incentives for 'green' waste and products / everybody 'join in' to help environment	4
Encourage car-sharing / reduce traffic / electric car charge points	3
Reduce air / light pollution	2
Less mowing of community areas	2
Clear brooks and reduce flooding	1
Less interference with farming practices	1
More produce grown locally	1

**HOPES regarding Housing and Development (94 respondents commented)**

Theme	Number responses
More affordable /social housing / houses 1st time buyers	26
Development should consider impacts on environment (protect green belt) /amenity capacity / traffic	15
More houses for locals	11
More retirement / bungalows /downsizing /smaller properties	10
No new developments	9
Small developments / No large developments	9
Brownfield development / develop redundant buildings e.g. Old School	8
Limited development / only if needed	8
More family homes	8
Developments focussed in larger settlements elsewhere	4
Less development restrictions (extensions / conversions)	4
No affordable / social housing / wrong location - need car	4
Land for self-builders not developers	1
Regulation by Parish	1
Restrict garden development	1

**HOPES regarding Social and Community Wellbeing (77 respondents commented)**

Theme	Number responses
Doctors Surgery and Care in Community maintained or improved	23
Satisfied with status quo / good / priority / hope improves / grows with pop.	18
Activities / clubs / initiatives / events maintained or improved	14
Community spirit / involvement / volunteering maintained or improved	10
More initiatives / activities / facilities / care for elderly e.g. exercise / to combat loneliness	10
Cross-generational community / encourage inter-generational interactions / support all ages	4
More social opportunities for young people	4
Crime levels maintain / improve; policing increases	3
Facilities / pubs / woods /church / hall maintained	3
Use Old Grammar School for community	3
Another community orchard; benches / play area around The Green	2
School operates at full capacity / pupils integrated more into community	2
Improved wheelchair access	1
Neighbour Plan to support social and community wellbeing	1

'Hope' comments categorised as none of the above five headings, were categorised as 'Other'. See Annex D for these 4 comments.

**FEARS regarding Transport and Traffic (102 respondents commented)**

Theme	Number responses
Increase congestion / traffic accident / continuation as rat run	60
Increase speeding / limit not reduced / speeding over limit / speed bumps needed	20
Reduction of public transport / isolation if unable to drive	18
No / less / unsafe parking availability. Lack car park. Parking restrictions deter visitors	12
Large / heavy vehicles using main street/lanes	6
Excessive parking in village centre / on roads	6
Development without regard for parking and congestion	4
Mustow Green Roundabout not improved	4
Road / pavement maintenance deteriorates or not improved	3
More cyclists / unnecessary cycle tracks	2
Drink drivers	1
Electric vehicle charging points not provided	1
Front gardens cleared for parking	1
More elderly drivers	1
More younger drivers	1

**FEARS regarding Employment and Business (68 respondents commented)**

Theme	Number responses
Businesses & banks close / parking causes closure / empty shops an eyesore	48
More shops / over development / retail opening / Industrial / Farm shops / 'wrong' type of businesses / Loss of 'village life' or character	10
Businesses too big for Parish open / large organisations push out local shops / small shops close	9
Talbot remains empty	5
Inadequate broadband / rural exclusion from technology	4
Talbot reopens and causes congestion / is converted to housing	2
Adverse effect of Brexit on agriculture & commerce	1
Impartial planning consideration	1
Loss of young workforce due to house prices	1
No Change	1

**FEARS regarding Environment and Sustainability (52 respondents commented)**

Theme	Number responses
Development and losing green spaces / habitats / wildlife / hedgerows	25
Increased use of plastics / community does not improve environmental Standards / lack public awareness / take environment for granted	5
Litter / Fly-tipping / commuters disrespecting environment	5
Environment not considered in policies	4
Access to green areas / footpaths not maintained	2
Existing habitats not managed or maintained	2
Private gardens become urbanised / allotments are unused	2
Solar/wind farms NOT built	2
Solar/wind farms ARE built	1
Agri-businesses not sustainable	1
Area loses appeal	1
Ban log burners	1
Flooding increase	1
Traffic increase to environmental detriment	1

**FEARS regarding Housing and Development (74 respondents commented)**

Theme	Number responses
Excess housing development / large developments / urbanisation	27
Green belt / green field development / no environmental consideration	12
No affordable / social housing built; village children won't be able to buy a house locally	9
Planning decisions / restrictions unfair; Local Plan overridden by county plans	9
No consideration of aesthetics / amenity capacity / infrastructure capacity / traffic consideration when developing	8
Too much affordable / social housing built; gardens of social housing not maintained	8
Community / village 'feel' is lost; newcomers do not participate	6
Properties built too large / attached houses being knocked through to make one bigger property	6
Houses built not for locals	5
Community imbalance due to lack of low cost housing suitable for young families	4
Not enough development and the community stagnates	3
New houses only for parishioners	2
Inappropriate development of Grammar School building	1
Overpriced small houses built	1

**FEARS regarding Social and Community Wellbeing (50 respondents commented)**

Theme	Number responses
Activities / clubs / initiatives / events / church not used or reduced; pubs close; elderly become lonely; Chaddesley becomes commuter village	13
Loss of sense of community/ village life; outsiders; bad neighbours	9
Doctors Surgery overstretched	7
Social and community wellbeing deteriorates / not a priority / aging population	5
Reduction in Social Welfare funds; local / central government concerns	4
Young people not attracted / no time for activities / generational imbalance	4
Crime increases / reduction in policing	2
Amenity and sport clubs' trusts are not open and transparent	1
Increase in 'care in community' cases	1
Live entertainment disturbs peace	1
Traffic affects welfare	1

'Fear' comments categorised as none of the above five headings, were categorised as 'Other'. See Annex D for these 4 comments.